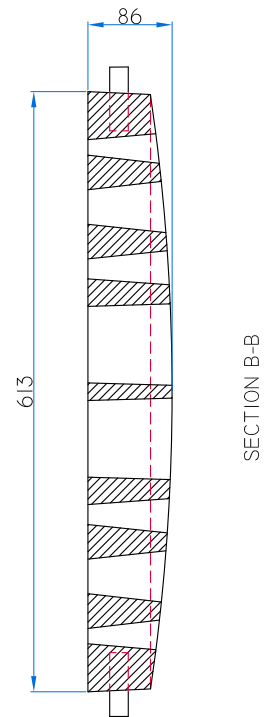
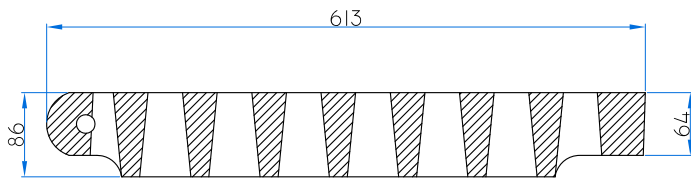


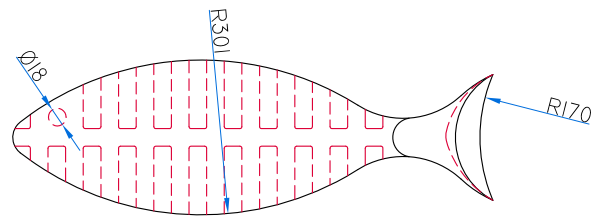
PLAN OF GRATE



SECTION B-B



SECTION A-A



DETAIL #1



REVISION

DATE

SIGN

ALL DIMENSIONS ARE IN MM

SCALE : N.T.S.

REV.[0] :

MATERIAL : GREY CAST IRON

REV.[1] :

GRADE : A48 /30B

REV.[2] :

COATING : BLACK BITUMEN PAINTED (LEAD FREE)

REV.[3] :

LOADING :

REV.[4] :

WEIGHT : 115 Kgs. (ESTIMATED)

DRAWN BY :

CHECKED BY :

APPROVED BY :



DomCast Components & Assemblies,
CANADA

ITEM DESCRIPTION :

*"FISH" TYPE CATCH BASIN COVER.

DRAWING NO :

FGRT1